

**passpartout**

**pamar**extra



**pamar**extra

**passpartout**

I fili, lunghi o corti, groviglio e impiccio, colorati, bianchi o neri, a volte trasparenti, collegati e scollegati, a norma oppure no, singoli ma anche doppi, finali o passanti, sottotraccia e appesi, nascosti o evidenti, belli o brutti, non piacciono mai: e comunque, ci sarà sempre qualcuno che tirerà quello sbagliato, facendoci perdere quanto non ancora salvato sul nostro computer.

Eppure, queste arterie, infestanti tanto quanto il nostro desiderio di essere sempre connessi, restano elemento imprescindibile per la funzionalità tecnologica delle nostre case e dei nostri uffici.

Certo, il concetto di wireless rappresenta una frontiera già raggiunta e superata, permettendoci l'ebbrezza di poterci collegare senza il bisogno di inserire alcuna spina: in un aeroporto come in casa, al ristorante o in un'aula di facoltà, sempre però vincolati dal livello della batteria del nostro portatile, capace di esaurirsi proprio sul più bello. Non solo, l'affidabilità della connessione senza fili è limitata ad ambiti ristretti, per ambienti interrotti solo debolmente da setti e pareti, casistica quantomeno teorica. E in ogni caso, la trasmissione della corrente elettrica senza cavo rientra di diritto nella galleria del fantastico: come già il trasmutatore molecolare e la macchina del tempo. Quindi, volenti o nolenti, il filo è un'appendice con la quale è necessario convivere. Pamar ha sviluppato una linea di accessori che parte proprio

da questo difetto, autentico vincolo di progetto: con l'intento di addomesticare la spontanea anarchia dei mazzi di cavi che siamo abituati a vedere pendere mollemente dalle nostre scrivanie o comprimersi dietro una cassettera.

Giuseppe Bavuso ha dunque immaginato una serie di accessori che si integrano su qualsiasi materiale e progetto di arredo. Il buco passacavi è disegnato già nella geometria del suo foro, con forme geometriche primarie che ordinano il passaggio di ogni filo: senza nascondere bensì giustificandolo secondo un percorso stabilito. Eventuali prese o multiprese, adattatori e trasformatori, trovano alloggio dietro piccoli sportelli, o spazzole antipolvere, che rendono l'uscita e l'ingresso di ogni cavo un episodio puntuale, riconducibile a un ordine prestabilito.

Dunque tranquilli, se il computer dovesse ancora spegnersi improvvisamente, non sarà stato un caso: qualcuno lo avrà fatto apposta.

Massimiliano Di Bartolomeo

Wires, be them long or short, tangled and obstructed, brightly-coloured, black or white, at times transparent, connected or disconnected, standard or not, single, double or triple, ending or threaded, behind the wall and hanging, concealed or visible, beautiful or ugly, are never appreciated. Nonetheless, there will always be someone who pulls out the wrong one, causing us to lose any unsaved information on our computers.

Yet, these arteries, plaguing us in our need to be constantly connected, are necessary evils in the technological functioning of our homes and offices. Of course, the concept of wireless represents a frontier already reached and surpassed, giving us the thrill of connecting without the need to plug in anything – at the airport, at home, at the restaurant, or in a classroom, limited only by the battery power of our wireless device, which always seems to run out just when we are having the most fun. Still, the reliability of wireless connections is limited to certain areas, rooms weakly divided only by lightweight partitions or thin walls, easier to talk about than to actually find.

In any event, the notion of electricity flowing from place to place without wires is still the stuff of science fiction – right up there with the molecular transmutators and the time machine. So, like it or not, wires remain an appendage we have to learn to live with.

Pamar has developed a new line of accessories designed especially to make up for this design defect and restriction,

in order to domesticate the spontaneous anarchy of the masses of wires we are used to seeing hanging limply behind our desks or stuffed behind a chest of drawers.

Giuseppe Bavuso has come up with a line of accessories that integrate into any material and decorating project. The wire-threading hole is designed to be a seamless part of the overall design. The basic geometric forms create a tidy passageway for each wire, not so much hiding the wires as justifying them, giving each a predefined path. Outlets, power strips, adaptors and transformers are all given a home behind small doors, and dust-proof brushes, which help each wire pass precisely through the exit and entry points, guiding them to their final destination.

So just relax, if the computer somehow shuts down unexpectedly again, rest assured that it wasn't an accident – someone must have done it on purpose.

Massimiliano Di Bartolomeo



Giuseppe Bavuso

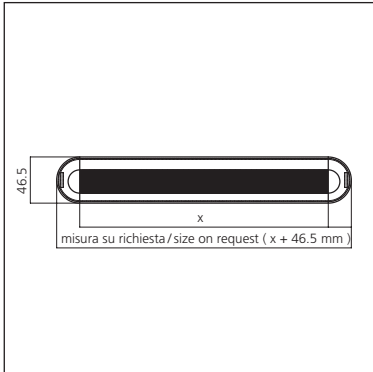


## PC 2005I

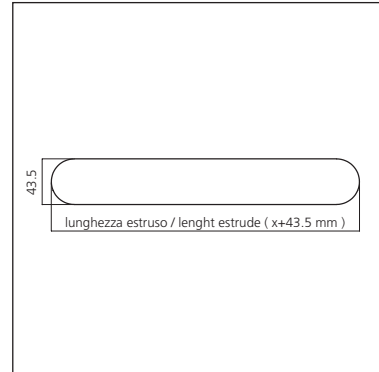
### finiture / finishing

EZ002 Zinco opaco metallizzato con fondo / mat metallized zinc with primer  
 EA019 Argento mat metallizzato con fondo / mat metallized silver with primer  
 EN028 Nero opaco con fondo / mat black with primer  
 EB041 Bianco opaco con fondo / mat white with primer

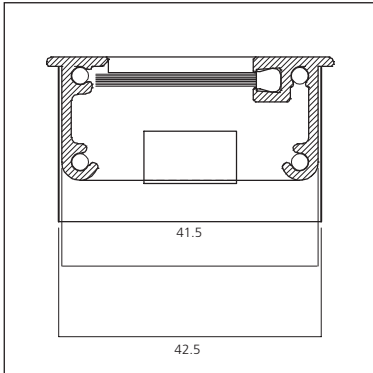
vista frontale / frontal view



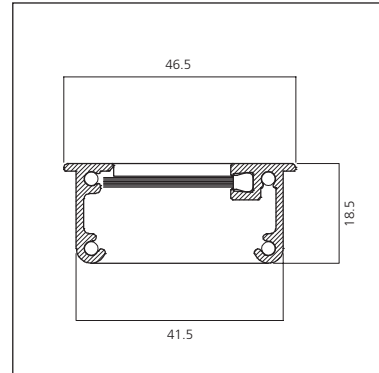
dima foro / hole template




sezione / section



sez. incassato aperto / embedded section open







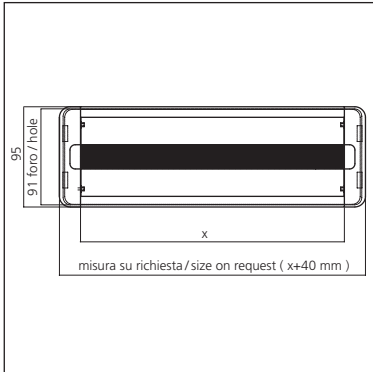
**PC 2007I**  
**PC 2008I**

**finiture / finishing**

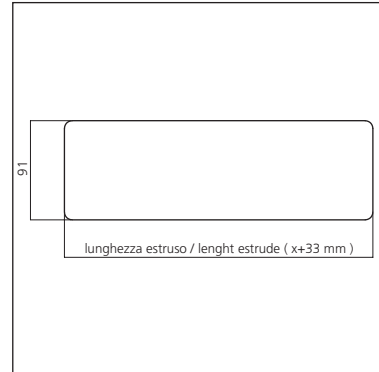
- EZ002 Zinco opaco metallizzato con fondo / mat metallized zinc with primer
- EA019 Argento mat metallizzato con fondo / mat metallized silver with primer
- EN028 Nero opaco con fondo / mat black with primer
- EB041 Bianco opaco con fondo / mat white with primer

**PC 2007I**

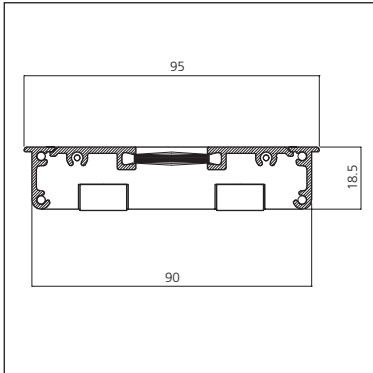
vista frontale / frontal view



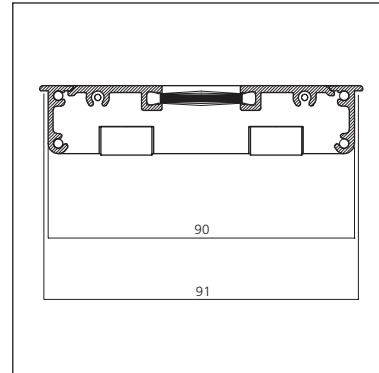
dima foro / hole template



sezione / section

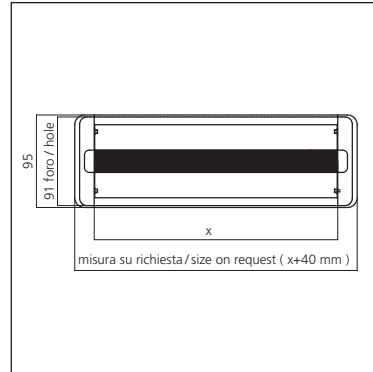


sez. incassato aperto / embedded section open

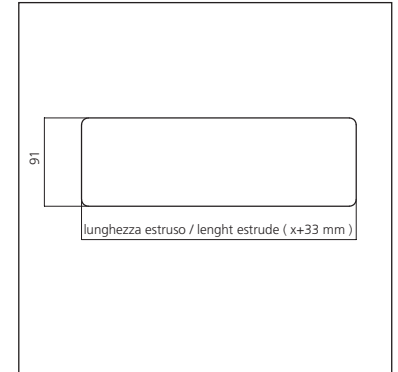


**PC 2008I**

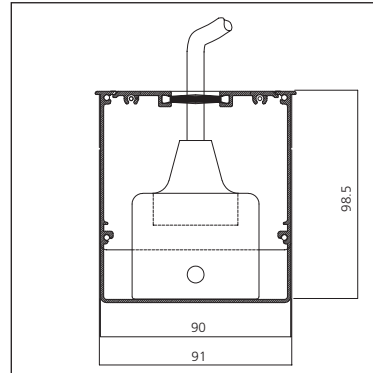
vista frontale / frontal view



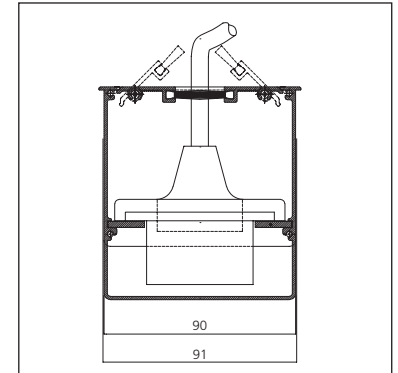
dima foro / hole template



sez. incassato chiuso / embedded section closed



sez. incassato aperto / embedded section open






THIS IS

STOP





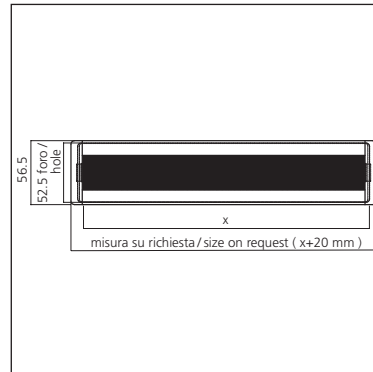


## PC 2004I

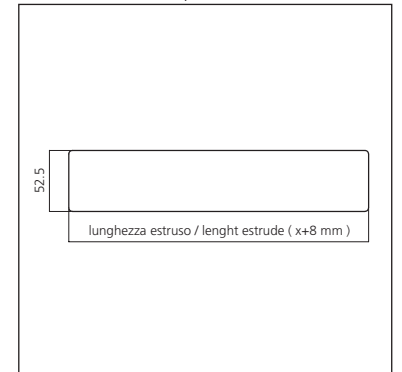
### finiture / finishing

EZ002 Zinco opaco metallizzato con fondo / mat metallized zinc with primer  
 EA019 Argento mat metallizzato con fondo / mat metallized silver with primer  
 EN028 Nero opaco con fondo / mat black with primer  
 EB041 Bianco opaco con fondo / mat white with primer

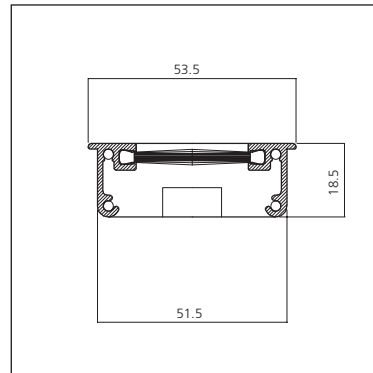
vista frontale / frontal view



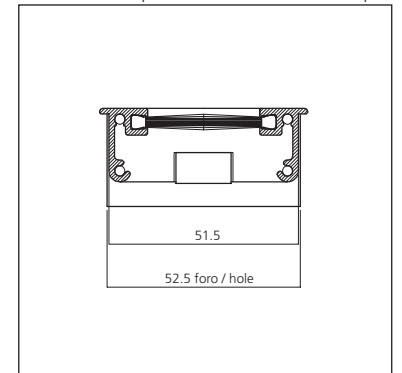
dima foro / hole template



sezione / section



sez. incassato aperto / embedded section open







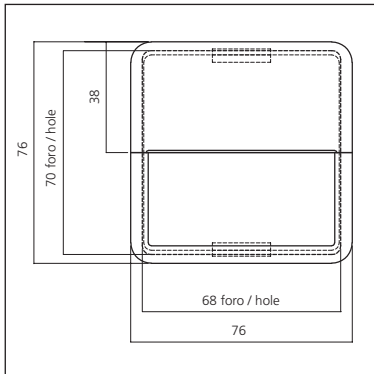
**PC 2001 Z 76**  
**PC 2001 Z 150**

**finiture / finishing**

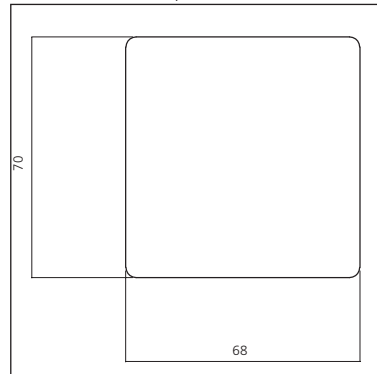
EZ002 Zinco opaco metallizzato con fondo / mat metallized zinc with primer  
 GC011 Cromato lucido / bright chromium plated  
 GN020 Nichel lucido satinato con vernice trasparente/ bright satin nickel with  
 bright paint

**PC 2001 Z 76**

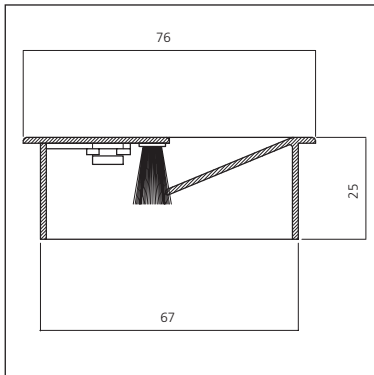
vista frontale / frontal view



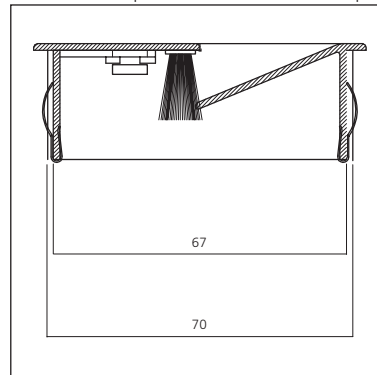
dima foro / hole template



sezione / section

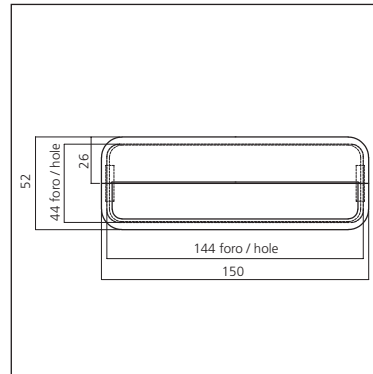


sez. incassato aperto / embedded section open

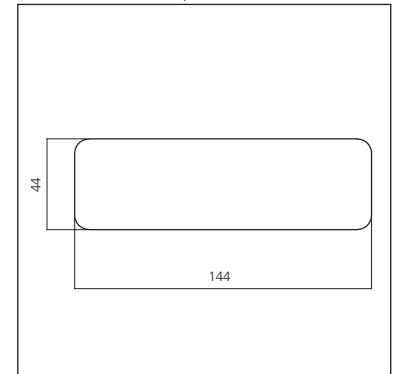


**PC 2001 Z 150**

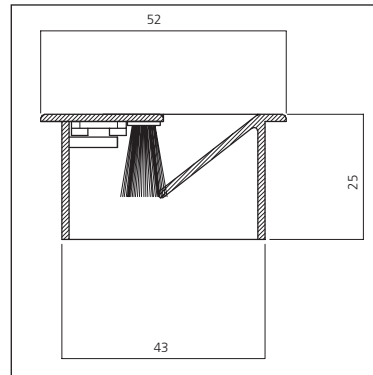
vista frontale / frontal view



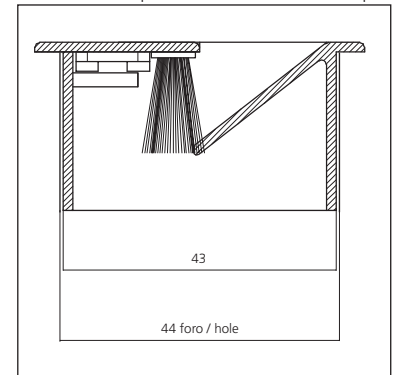
dima foro / hole template




sezione / section



sez. incassato aperto / embedded section open





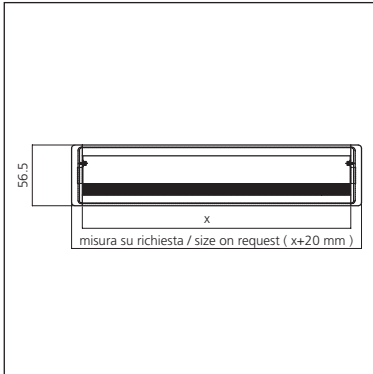
**PC 2003I**  
**PC 2009I**

**finiture / finishing**

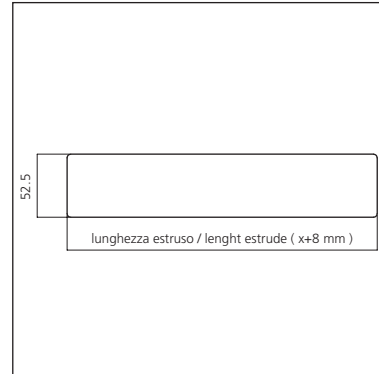
EZ002 Zinco opaco metallizzato con fondo / mat metallized zinc with primer  
 EA019 Argento mat metallizzato con fondo / mat metallized silver with primer  
 EN028 Nero opaco con fondo / mat black with primer  
 EB041 Bianco opaco con fondo / mat white with primer

**PC 2003I**

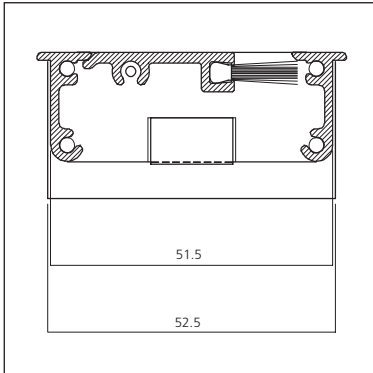
vista frontale / frontal view



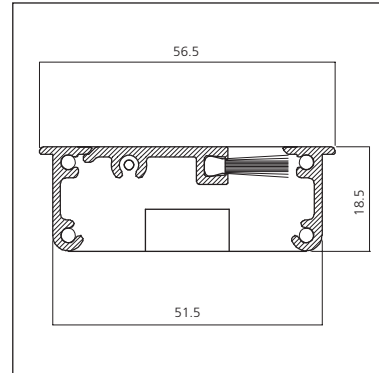
dima foro / hole template



sezione / section

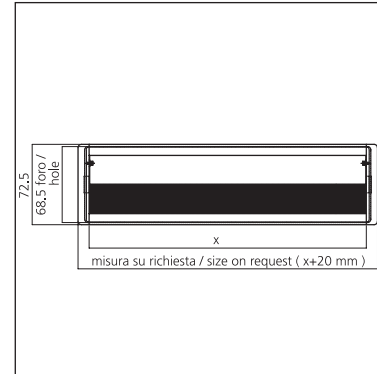


sez. incassato aperto / embedded section open

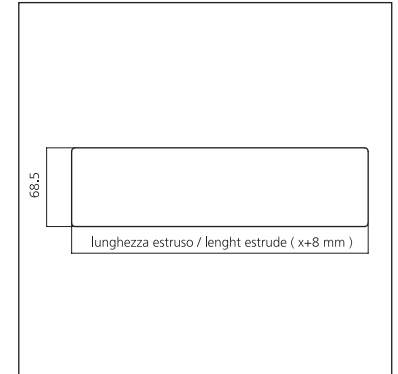


**PC 2009I**

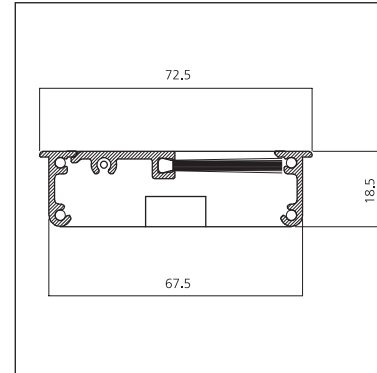
vista frontale / frontal view



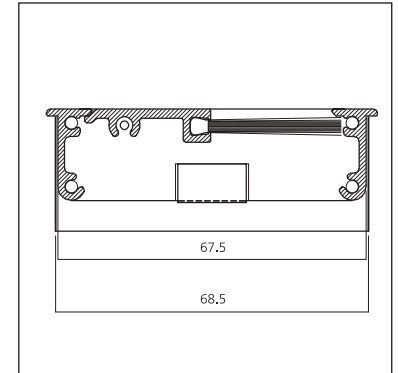
dima foro / hole template



sezione / section



sez. incassato aperto / embedded section open







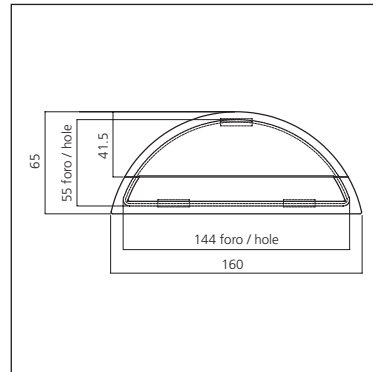


## PC 2006Z

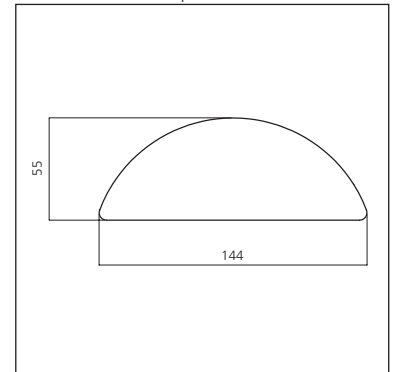
### finiture / finishing

EZ002 Zinco opaco metallizzato con fondo / mat metallized zinc with primer  
 GC011 Cromato lucido / bright chromium plated  
 GN020 Nichel lucido satinato con vernice trasparente / bright satin nickel with  
 bright paint

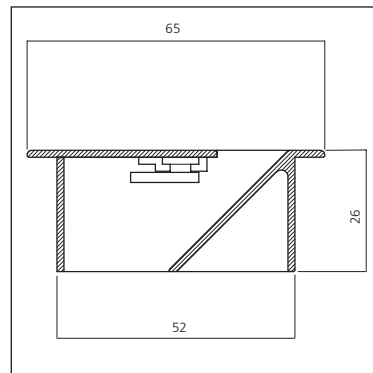
vista frontale / frontal view



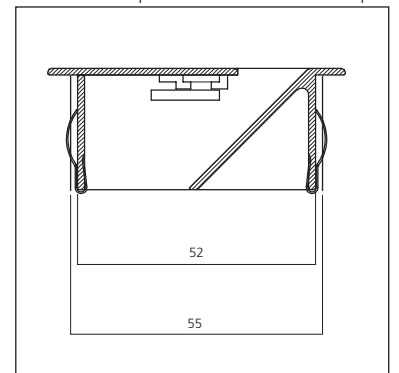
dima foro / hole template




sezione / section



sez. incassato aperto / embedded section open





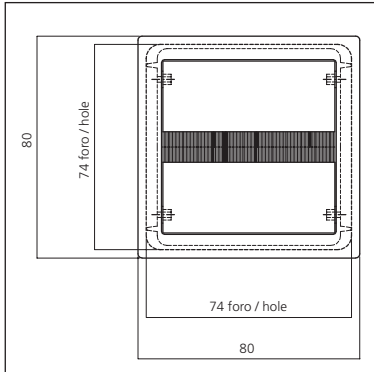


## PC 2000Z 78

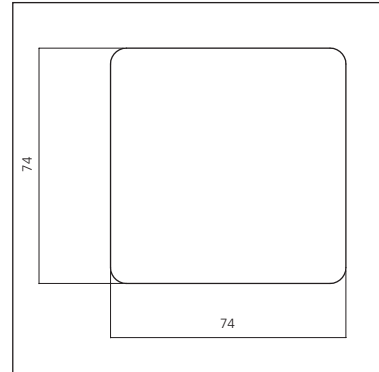
### finiture / finishing

EZ002 Zinco opaco metallizzato con fondo / mat metallized zinc with primer  
 EA019 Argento mat metallizzato con fondo / mat metallized silver with primer  
 EN028 Nero opaco con fondo / mat black with primer  
 EB041 Bianco opaco con fondo / mat white with primer

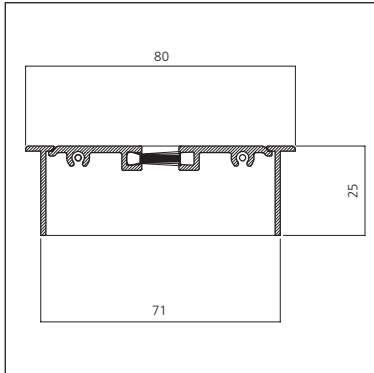
vista frontale / frontal view



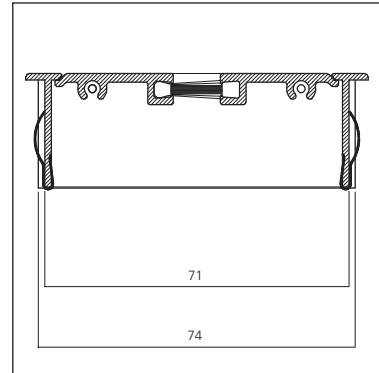
dima foro / hole template



sezione / section



sez. incassato aperto / embedded section open







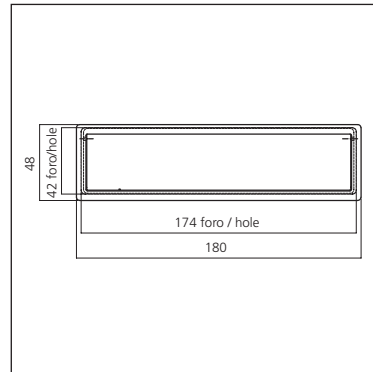


## PC 2002 Z

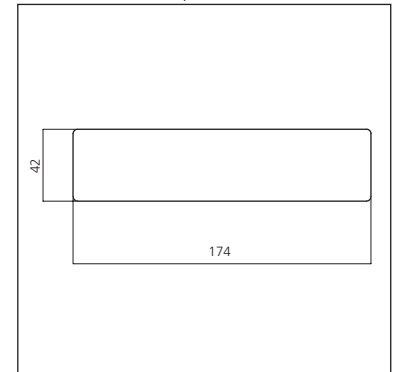
### finiture / finishing

EZ002 Zinco opaco metallizzato con fondo / mat metallized zinc with primer  
 GC011 Cromato lucido / bright chromium plated  
 GN020 Nichel lucido satinato con vernice trasparente / bright satin nickel with bright paint

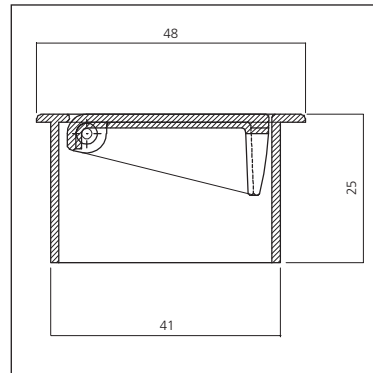
vista frontale / frontal view



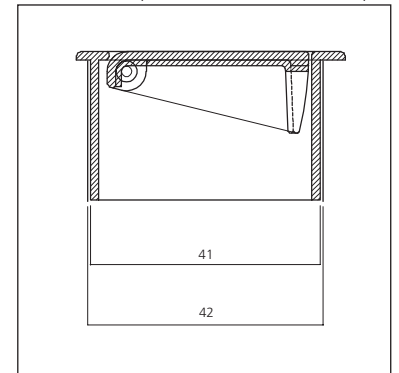
dima foro / hole template



sezione / section



sez. incassato aperto / embedded section open



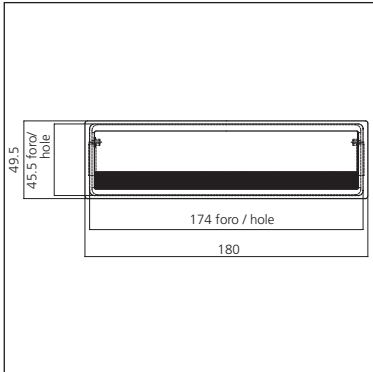


## PC 2000Z 180

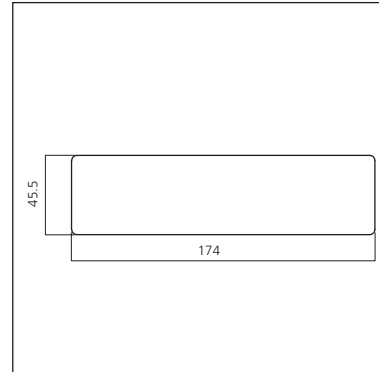
### finiture / finishing

EZ002 Zinco opaco metallizzato con fondo / mat metallized zinc with primer  
 EA019 Argento mat metallizzato con fondo / mat metallized silver with primer  
 EN028 Nero opaco con fondo / mat black with primer  
 EB041 Bianco opaco con fondo / mat white with primer

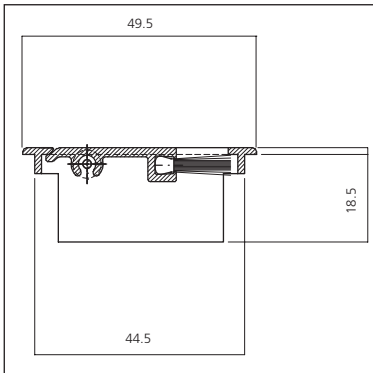
vista frontale / frontal view



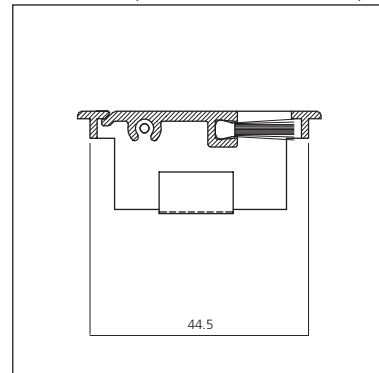
dima foro / hole template



sezione / section




sez. incassato aperto / embedded section open









PC 2005 I





PC 2000 Z180



PC 2004 I



PC 2001 Z76 PC 2001 Z150



PC 2003 I PC 2009 I




PC 2006 Z






PC 2000 Z78



PC 2002 Z



PC 2007 I PC 2008 I



**CODICE/CODE FINITURE/FINISHINGS**

PC 2003I EZ002 Zinco opaco metallizzato con fondo / mat metallized zinc with primer  
 PC 2004I EA019 Argento mat metallizzato con fondo / mat metallized silver with primer  
 PC 2005I EN028 Nero opaco con fondo / mat black with primer  
 PC 2007I EB041 Bianco opaco con fondo / mat white with primer  
 PC 2008I  
 PC 2009I  
 PC 2000 Z78  
 PC 2000 Z180

PC 2001 Z76 EZ002 Zinco opaco metallizzato con fondo / mat metallized zinc with primer  
 PC 2001 Z150 GC011 Cromato lucido / bright chromium plated  
 PC 2002 Z GN020 Nichel lucido satinato con vernice trasparente / bright satin nickel with bright paint  
 PC 2006 Z

ALTRE FINITURE DISPONIBILI SU RICHIESTA  
 OTHER SURFACE FINISHINGS AVAILABLE ON REQUEST



AD **Gordon Guillaumier**  
grafica / graphic **Giuseppe Basile con Andrea Basile**

foto / photo **Donato di Bello**  
**Gordon Guillaumier** (cover photo)

testi / copy **Massimiliano di Bartolomeo**

impianti\_stampa / color separation\_print **Blink srl**

finito di stampare nel mese di ottobre 2008

